

# Collins

English for Exams

# *Get Ready for IELTS*

---

# **SPEAKING**

---

Rhona Snelling

# Contents

Unit	Title	Topic	Exam focus	Page
	<b>Introduction</b>			4
1	<b>Family</b>	Family and describing people	Pronunciation: /ð/; Possessive adjectives; Talking about your own life and experience;	8
2	<b>Free time</b>	Free time activities	Expressing preferences; Present simple; Identifying key words in questions	14
3	<b>Special occasions</b>	Special occasions	Connecting ideas; Past simple; Pronunciation: Past simple verbs and <i>-ed</i> ; Giving longer answers	20
	<b>Review 1</b>			26
4	<b>Hometown</b>	Describing cities	Pronunciation: Syllables and word stress; <i>There is /There are</i> ; Fluency	28
5	<b>TV and radio</b>	TV and radio programmes	Adverbs of frequency; Organizing your answer	34
6	<b>Weather</b>	Weather	Pronunciation: Vowel sounds; <i>Can / can't</i> ; Giving relevant answers	40
	<b>Review 2</b>			46
7	<b>Studying</b>	Studying and academic subjects	Pronunciation: Word stress; Collocations; Present continuous; Using a range of vocabulary	48
8	<b>Work</b>	Work and jobs	<i>Have to</i> ; Using phrases to give you time to think	54
9	<b>Holidays and travel</b>	Holidays and travel	Opposite adjectives; <i>Be going to</i> ; Pronunciation: /ə/ and sentence stress; Taking notes and preparing your answers	60
	<b>Review 3</b>			66
10	<b>Health</b>	Health	Giving explanations; Pronunciation: Contractions; <i>Should/ shouldn't</i> ; Understanding different types of questions	68
11	<b>Important events</b>	Important life events	Describing feelings; Pronunciation: Giving emphasis; Comparing; Using the right tenses in answers	74
12	<b>Possessions</b>	Talking about possessions	Describing objects; Pronunciation: Linking words; Present perfect with <i>for</i> and <i>since</i> ; Exam skills review	80
	<b>Review 4</b>			86
	<b>Practice test</b>			88
	<b>Audio scripts</b>			89
	<b>Answer key</b>			99
	<b>Glossary</b>			129
	<b>Pronunciation chart</b>			134

# 9 Holidays and travel

**AIMS:** Talking about holidays • Using adjectives in descriptions • *Be going to* • Pronunciation: /ə/ and sentence stress • Skills development: Using a range of vocabulary • Exam practice: Part 1, Part 2, and Part 3

## Part 1: Language development

### Vocabulary: Holidays



**1** Match the photos to four types of holidays below. Use your dictionary to help you.

activity holiday      beach holiday      city break      coach tour      cruise  
family holiday      honeymoon      learning holiday      round-the-world trip      safari

**2** Put the words in the box with the correct verb in the table below.

day trips      historical sites      lessons or a course      local festivals  
new sports      photos      sightseeing      swimming in the sea  
tourist attractions      traditional restaurants      water sports

do	
eat in	
go	
go on	
learn	
take	
visit	
watch	

**3** Write a short description of your last holiday. Use the expressions from Exercise 2 to describe what you did.

## Vocabulary: Opposite adjectives


**4** Match the adjectives 1–6 to their opposites a–f.

- |                      |                        |
|----------------------|------------------------|
| <b>1</b> beautiful   | <b>a</b> traditional   |
| <b>2</b> comfortable | <b>b</b> unfriendly    |
| <b>3</b> delicious   | <b>c</b> boring        |
| <b>4</b> exciting    | <b>d</b> horrible      |
| <b>5</b> friendly    | <b>e</b> disgusting    |
| <b>6</b> modern      | <b>f</b> uncomfortable |

**5** Complete the sentences with a suitable adjective from Exercise 4.

- 1** The beaches were ..... and the weather was lovely!
- 2** We stayed in a ..... hotel. It was lovely!
- 3** I learnt water sports. It was ..... and I'd like to do it again.
- 4** We went on a family holiday last year and my mother cooked ..... meals.
- 5** I went on a city break to New York City and the people were so .....
- 6** My sister and I did an English course abroad and the teachers were very .....
- 7** There was a short bus ride to the hotel, but the journey was really .....

## Grammar: Future: *Be going to*

 **6** Listen to Richard talking about his holiday plans. Which activities is he going to do? Put a ✓ or a ✗ in the table.

	Richard	my last holiday	my next holiday
1 learn new sports			
2 take lessons			
3 go swimming in the sea			
4 go sightseeing			
5 visit local festivals			
6 eat in traditional restaurants			
7 go on day trips			

**7** Look at the activities in Exercise 8 again and complete the table with your own answers. Put a ✓ or a ✗ for activities you did on your last holiday and activities you're going to do on your next holiday.

**8** Read the rule and look at the table below. Then look at your answers to Exercise 7 and describe what you're going to do on your next holiday.

- Use *be going to* + an infinitive.
- Use *be going to* for future plans.


I	'm / am	'm not / am not	going to take lots of photos.
He / She / It	's / is	isn't / is not	
We / You / They	're / are	aren't / are not	going to visit Europe next year.

### *Watch Out!*

**I'd like to** travel the world. = a hope for the future


**I'm going to** visit Europe next year. = a plan or decision about the future

## Pronunciation: /ə/ and sentence stress

 **9** Listen to the two sentences below. How is **to** pronounced – strong (with stress) /tu:/ or weak (no stress) /tə/?  
47


**1** I'm going **to** study in America.

**2** I'm going **to** study in America.

 **10** Read and listen to the sentences below. Pay attention to the underlined stressed words. The listen again and repeat each sentence.  
48

**1** I'm going to visit England.

**2** I'm not going to visit Spain.

 **11** Listen to the sentences below. Underline the stressed words.  
49

**1** I'm going to stay in a hotel.

**2** I'm not going to take any photos.

**3** I'm going to eat in traditional restaurants.

**4** We're going to visit historical sites.

**5** We're not going to learn a new sport.

**6** We're going to go sightseeing.

 **12** Listen again to the sentences in Exercise 11 and repeat. Practise using the /ə/ sound and using correct sentence stress.  
49

### Exam tip

/ə/ is a very common and important sound in English. Practise using /ə/ to improve your English pronunciation.

## Part 2: Skills development

### Exam information

The Speaking test assesses your ability to use a range of relevant vocabulary to talk about the different IELTS topics.

### Part 1

**1** Match the topics 1–8 to the groups of words a–h.

- |                                  |  |
|----------------------------------|--|
| <b>1</b> Family                  | <b>a</b> characters, dramatic, plots, series, soap operas                |
| <b>2</b> Free time activities    | <b>b</b> accommodation, busy, gallery, skyscraper, traditional food      |
| <b>3</b> Special occasions       | <b>c</b> colleague, office, part-time, salary, volunteer                 |
| <b>4</b> Cities                  | <b>d</b> business studies, grades, literature, medicine, university      |
| <b>5</b> TV and radio programmes | <b>e</b> boring, chatting online, doing nothing, meeting friends, prefer |
| <b>6</b> The weather             | <b>f</b> costume, dance, make, parade, presents                          |
| <b>7</b> Studying                | <b>g</b> bossy, funny, husband, look like, parents                       |
| <b>8</b> Work                    | <b>h</b> autumn, monsoon, November, season, snowy                        |

**2** Look at the topics in Exercise 1 again. Choose three topics. Can you say all the words correctly? Can you use each word in a sentence? If not, go back to the relevant unit and revise the vocabulary.

### Exam tip

Revise your vocabulary regularly and practise using it. This helps you to remember your vocabulary in the test and to use your vocabulary with the correct topics.

**3** Use the topics in Exercise 1 to answer the Part 1 questions below. Record your answers.

- 1** Do you have a large family?
- 2** How often do you read newspapers?
- 3** Do you enjoy going to special occasions?
- 4** Where is your hometown located?
- 5** What do you usually watch on television?
- 6** What's the weather like in your country?
- 7** What are you studying now?
- 8** What do you do?

**4** Listen to your answers. Go to the glossary on page 129 and tick the words you used. Could you use more words? Answer the questions again and try to use more words.

## Part 2

- 5** Read the Part 2 task card below. Think and plan your answer. Which words and phrases can you include to show your range of vocabulary? Which useful phrases can you include to organize your answer?

**Describe a friend that you like spending time with.**

You should say:

**when and how you met**

**how often you see this friend**


**what kind of personality your friend has**

And say why you like spending time with this friend.


### Exam tip

Remember to use your one minute preparation time to think about suitable vocabulary and useful phrases.

- 6** Record your answer. Then listen to your answer. Could you include more vocabulary and more useful phrases? Record your answer again and try to improve it.

-  **7** Listen to a question related to the task card in Exercise 5. Record your answer.  
50


## Part 3

-  **8** Listen to four Part 3 questions. What is each question asking you to do? Write O (give your opinion) or C (compare the past to the present).  
51

**1** ..... **2** ..... **3** ..... **4** .....

- 9** Which useful phrases below could you include in your answers? Can you think of other useful phrases?


I'm not sure.      Let me see.      That's interesting.      There are pros and cons.

-  **10** Listen to the Part 3 questions in Exercise 8 again. Record your answers.  
51

- 11** Listen to your answers. Could you include more vocabulary and more useful phrases? Record your answer again and try to improve it.

## Part 3: Exam practice

### Part 1

-  **1** Listen to five Part 1 questions. Record your answer to each question.  
52

### Part 2

- 2** Listen to and read the Part 2 task card below. Plan your answer. You have one minute for this in the exam. Then record your answer. You have one to two minutes for this in the exam.

**Talk about a special holiday or trip.**

You should say:


**what it was**  
**when and where you went**  
**what you did**

And explain why it is special to you.

- 3** Answer the question below to complete Part 2. Record your answer.

Are you going to go on a similar trip in the future?

### Part 3

-  **4** Listen to four Part 3 questions. Answer the questions and record your answer.  
53

### Progress check

- 5** Listen to your answers. Tick the boxes below to assess your answers.

Do you ...

- include a range of vocabulary in all your answers?
- understand Part 3 questions and compare/give your opinion?
- use vocabulary for talking about holidays?
- use adjectives to improve your descriptions?
- use *be going to* to talk about future plans?
- pronounce /ə/ correctly and use correct sentence stress?



# Review 3

## 1 Write the academic subject in which you learn about the things below.

- |   |                              |               |
|---|------------------------------|---------------|
| 1 | calculations and formulas    | m.....        |
| 2 | designing and building       | e.....        |
| 3 | drugs and treatment          | m.....        |
| 4 | how computers work           | c..... s..... |
| 5 | important events in the past | h.....        |
| 6 | the legal system             | l.....        |

## 2 Choose the correct verb to complete the collocations about studying.

- 1 I'm *applying* / *writing* for a scholarship for university.
- 2 I feel very nervous before *giving* / *saying* presentations.
- 3 It's important to *get* / *write* good results in tests.
- 4 I *had* / *went* extra tuition in my final year.
- 5 I *graduated* / *passed* from university in June.
- 6 I prefer *applying* / *writing* essays to exams.

## 3 Complete the sentences with the correct present continuous form of the verb in brackets.

- 1 I ..... my best friend at college. (*visit*)
- 2 I ..... about studying overseas. (*think*)
- 3 My grades ..... this semester. (*improve*)
- 4 I ..... hard because I want to pass my exams. (*work*)
- 5 We ..... a presentation for my tutor. (*prepare*)
- 6 I ..... about different cultures and languages. (*learn*)

## 4 Match the statements 1–8 with the jobs below.

businessman chef journalist lawyer nurse police officer teacher volunteer

- 1 I write articles for newspapers.
- 2 I don't get a salary.
- 3 I catch criminals.
- 4 I help companies make money.
- 5 I work in a hospital with doctors.
- 6 I use the legal system to help people.
- 7 I work in a classroom.
- 8 I cook lots of different food.

**5** Choose the correct word in the descriptions of work below.

- 1 I think it's important to *earn* / *save* a good salary.
- 2 I had a temporary *job* / *work* in the summer.
- 3 I'd like to be a *volunteer* / *part-time* overseas.
- 4 Most people like working flexible *hours* / *time*.
- 5 I enjoy *talking* / *using* my languages in my job.
- 6 I did *career* / *work* experience before I got the job.

**6** Write sentences with the correct form of *have to* or (*don't*) *have to*.

- 1 ✓ I ..... work long hours in my job.
- 2 ✗ I ..... wear a uniform.
- 3 ✓ I ..... take a course last year.
- 4 ✓ My colleague and I ..... prepare reports.
- 5 ✗ I ..... give presentations.
- 6 ✓ In my job, you ..... use your languages.

**7** Match the words to make places you visit or activities you do on holiday.

- |               |               |
|---------------|---------------|
| 1 historical  | a restaurants |
| 2 local       | b sightseeing |
| 3 go          | c sites       |
| 4 tourist     | d attractions |
| 5 traditional | e sports      |
| 6 water       | f festivals   |

**8** Find five pairs of opposite adjectives in the box.

beautiful      boring      comfortable      exciting      friendly      horrible  
 modern      traditional      uncomfortable      unfriendly



54

**9** Listen and complete the sentences about Aftab's holiday plans with *I'm going to* or *I'm not going to*.

- 1 ..... learn new sports.
- 2 ..... go swimming in the sea.
- 3 ..... go sightseeing.
- 4 ..... visit local festivals.
- 5 ..... eat in traditional restaurants.
- 6 ..... take lots of photos.